

Trade Update | March 2025 Container Trade



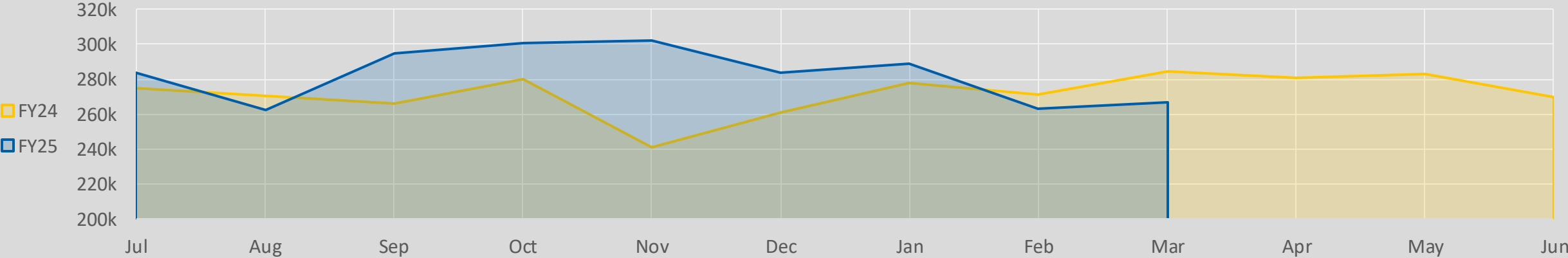
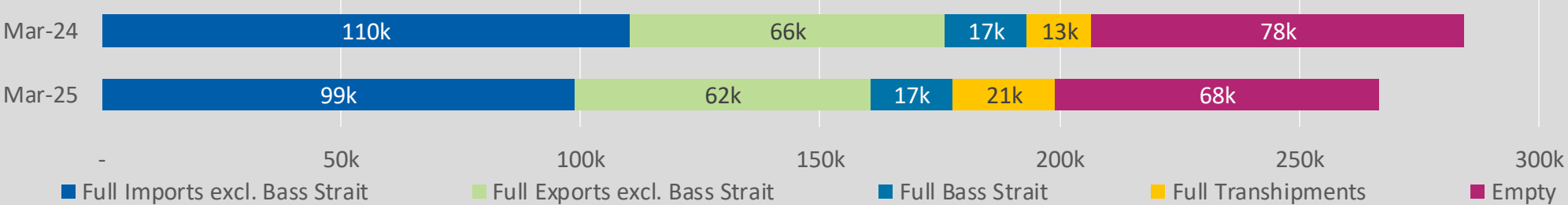
Container Trade



TEU

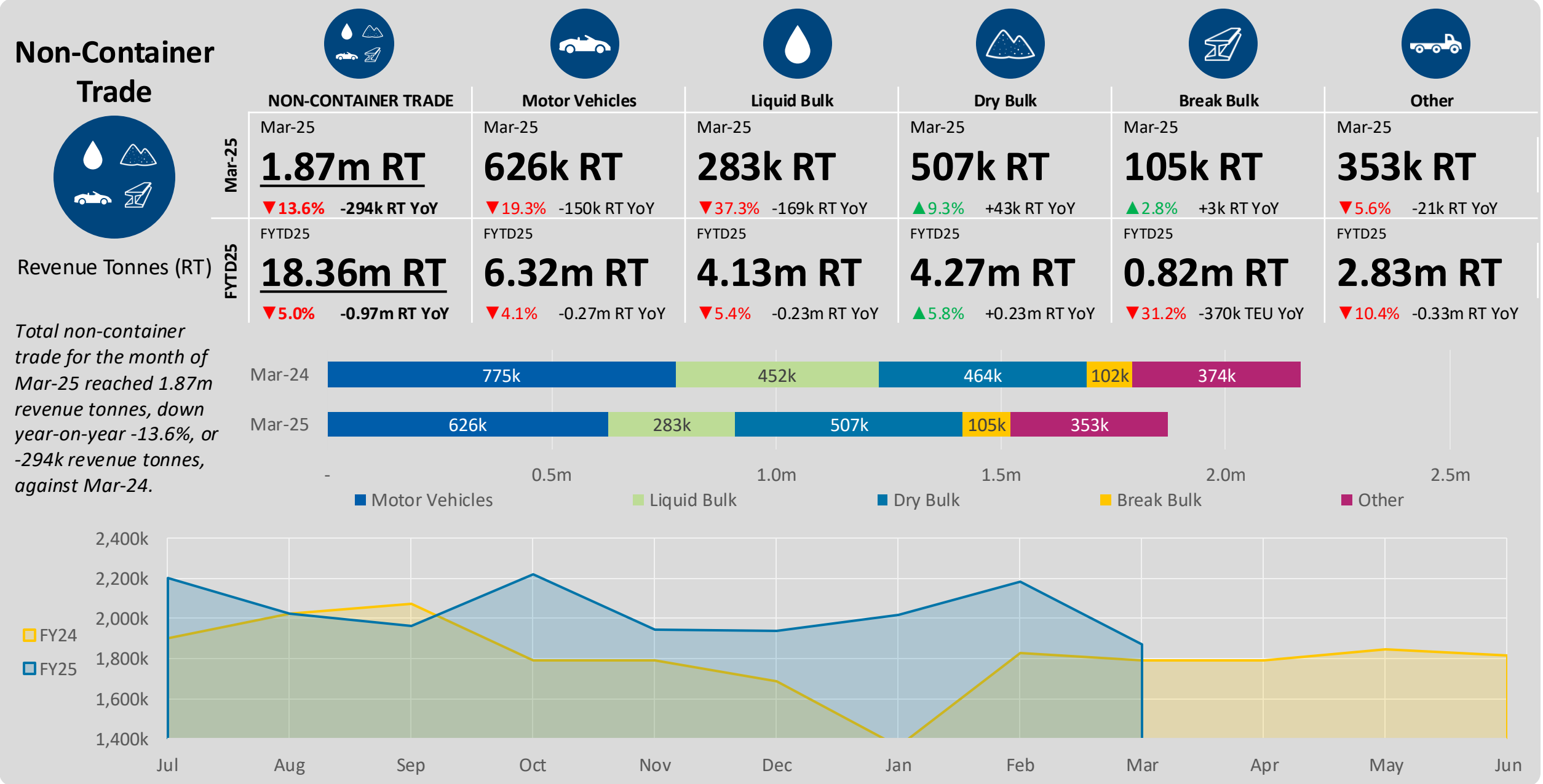
	TOTAL CONTAINER TRADE	Full Imports excl. Bass Strait	Full Exports excl. Bass Strait	Full Bass Strait	Full Transhipments	Empty
Mar-25	Mar-25	Mar-25	Mar-25	Mar-25	Mar-25	Mar-25
	267k TEU	99k TEU	62k TEU	17k TEU	21k TEU	68k TEU
	▼6.2% -17.7k TEU YoY	▼10.5% -11.5k TEU YoY	▼6.2% -4.1k TEU YoY	▲0.5% +0.1k TEU YoY	▲58.5% +7.8k TEU YoY	▼12.8% -10.0k TEU YoY
FYTD25	FYTD25	FYTD25	FYTD25	FYTD25	FYTD25	FYTD25
	2.55m TEU	1.02m	524k TEU	156k TEU	165k TEU	680k TEU
	▲5.0% +120.5k TEU YoY	▲4.3% +41.8k TEU YoY	▲7.8% +37.7k TEU YoY	▲0.0% +0.1k TEU YoY	▲19.9% +27.4k TEU YoY	▲2.0% +13.5k TEU YoY

Total container trade for the month of Mar-25 reached 267k TEU, down year-on-year - 6.2%, or -18k TEU, against Mar-24.



The information provided by Port of Melbourne is for general informational purposes only. While every effort has been made to ensure its accuracy, Port of Melbourne makes no representations or warranties of any kind, express or implied, about the completeness, accuracy, reliability, or suitability of this information for any purpose.

Trade Update | March 2025 Non-Container Trade



The information provided by Port of Melbourne is for general informational purposes only. While every effort has been made to ensure its accuracy, Port of Melbourne makes no representations or warranties of any kind, express or implied, about the completeness, accuracy, reliability, or suitability of this information for any purpose.